



PharmD Program

SAFE EXAM BROWSER (SEB)

Prepared By: Eman Elyamany
Edited by : EEC

What is SEB ??

2

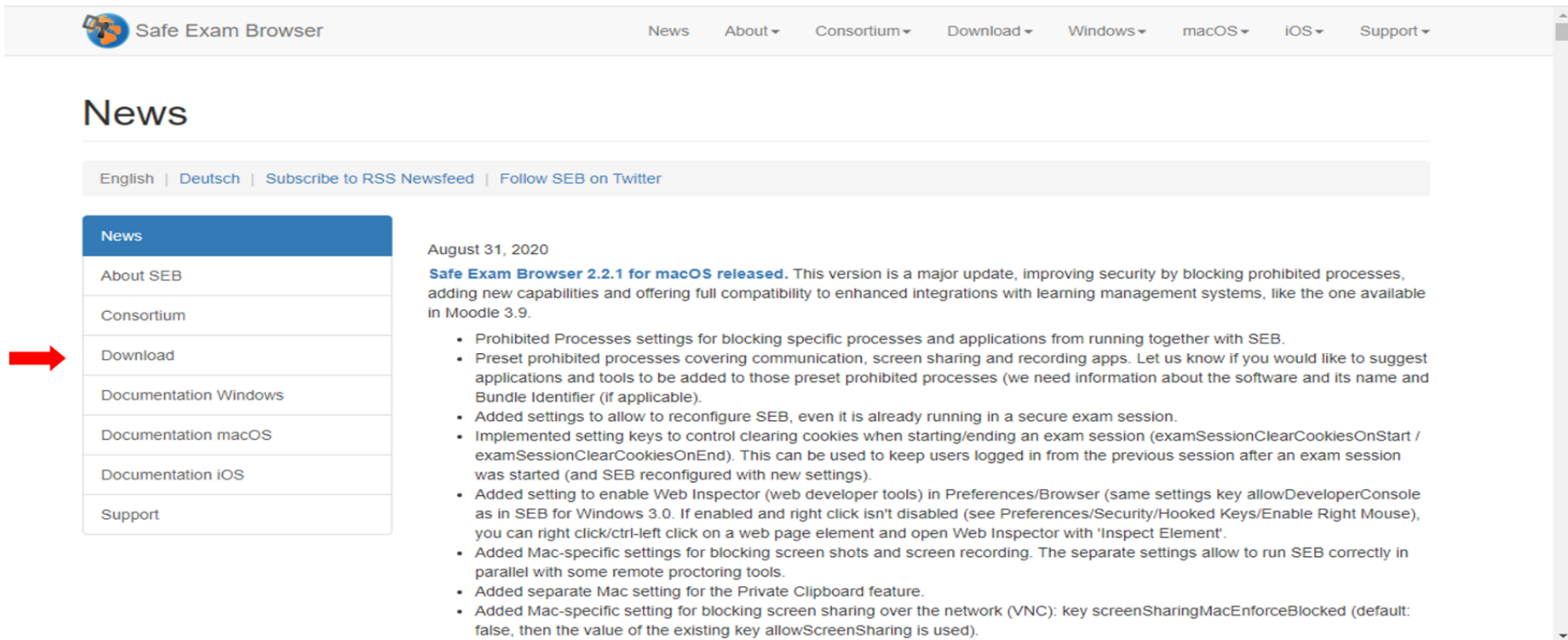
- SEB is a shortcut for **Safe Exam Browser**
- SEB is used by students in exams at the faculty of pharmacy in LIMU

How to download SEB

3

You can download Safe exam browser (SEB) setup program for Windows and MacOs from [here](https://safeexambrowser.org/download_en.html) .

https://safeexambrowser.org/download_en.html



The screenshot shows the Safe Exam Browser website. The top navigation bar includes links for News, About, Consortium, Download, Windows, macOS, iOS, and Support. The main content area is titled "News" and features a language selector (English | Deutsch) and a link to "Subscribe to RSS Newsfeed | Follow SEB on Twitter". A sidebar menu on the left lists various sections: News, About SEB, Consortium, Download, Documentation Windows, Documentation macOS, Documentation iOS, and Support. A red arrow points to the "Download" link in this sidebar. The main content area displays a news item dated August 31, 2020, titled "Safe Exam Browser 2.2.1 for macOS released". The text describes this as a major update with enhanced security and compatibility. A bulleted list of changes follows, including prohibited processes settings, added settings for reconfiguring SEB, implemented keys for clearing cookies, and new Mac-specific settings for blocking screen sharing and recording.

Safe Exam Browser

News About Consortium Download Windows macOS iOS Support

News

English | Deutsch | [Subscribe to RSS Newsfeed](#) | [Follow SEB on Twitter](#)

- News
- About SEB
- Consortium
- Download
- Documentation Windows
- Documentation macOS
- Documentation iOS
- Support

August 31, 2020

Safe Exam Browser 2.2.1 for macOS released. This version is a major update, improving security by blocking prohibited processes, adding new capabilities and offering full compatibility to enhanced integrations with learning management systems, like the one available in Moodle 3.9.

- Prohibited Processes settings for blocking specific processes and applications from running together with SEB.
- Preset prohibited processes covering communication, screen sharing and recording apps. Let us know if you would like to suggest applications and tools to be added to those preset prohibited processes (we need information about the software and its name and Bundle Identifier (if applicable)).
- Added settings to allow to reconfigure SEB, even it is already running in a secure exam session.
- Implemented setting keys to control clearing cookies when starting/ending an exam session (examSessionClearCookiesOnStart / examSessionClearCookiesOnEnd). This can be used to keep users logged in from the previous session after an exam session was started (and SEB reconfigured with new settings).
- Added setting to enable Web Inspector (web developer tools) in Preferences/Browser (same settings key allowDeveloperConsole as in SEB for Windows 3.0. If enabled and right click isn't disabled (see Preferences/Security/Hooked Keys/Enable Right Mouse), you can right click/ctrl-left click on a web page element and open Web Inspector with 'Inspect Element'.
- Added Mac-specific settings for blocking screen shots and screen recording. The separate settings allow to run SEB correctly in parallel with some remote proctoring tools.
- Added separate Mac setting for the Private Clipboard feature.
- Added Mac-specific setting for blocking screen sharing over the network (VNC): key screenSharingMacEnforceBlocked (default: false, then the value of the existing key allowScreenSharing is used).

There are 2 versions of SEB

4

1. Windows version

Safe Exam Browser 2.4.1 for Windows

Safe Exam Browser 2.4.1 for Windows 7, 8.1 and 10

SHA1: `aec3ef8a45a40942f8675e7ab77b896e1ce05dba`

[Download from GitHub project site.](#)

SEB 2.4.1 for Windows is a maintenance release, which can be used if the refactored, more modern version SEB 3.0.1 misses a feature you need. SEB 2.4.1 fixes an issue which was reported to happen when using the SEB-Moodle Deeper Integration (available by default in Moodle 3.9 and as [plugin for Moodle 3.7 and 3.8](#)).

2- MacOs version

Safe Exam Browser 2.2.1 for macOS

Current version of Safe Exam Browser for macOS 10.15, 10.14, 10.13, 10.12, 10.11 (limited support for 10.10, 10.9, 10.8* and 10.7*)

Build 2E48. SHA1: `6ea7500893d77d2ceb1329557108872f02b0701c`

[Download from GitHub project site.](#)

SEB 2.2.1 for macOS is a major update, improving security by blocking prohibited processes, adding new capabilities and offering full compatibility to enhanced integrations with learning management systems, like the one available in Moodle 3.9.

How to install SEB On Your Computer ?!



Installing SEB for Windows


6

STEP 1:

* Download the Safe Exam Browser from the page [SEB for windows](#)

* Downloading will begin in few seconds

Home / Browse / Security & Utilities / Security / Safe Exam Browser

 **Safe Exam Browser**
Brought to you by: [danschlet](#), [dbuechel](#), [sebsupport](#)

Your download will start shortly... 3

[Get Updates](#) [Share This](#) [Problems Downloading?](#)


SEB_3.0.1.163_SetupBundle.exe

Mirror Provided by

NETIX

[Learn more about NetIX](#)

Other Useful Business Software

 [Help the community by sharing your opinion.](#)
We value your input, so please leave a software review on SourceForge

Installing SEB for Windows

7

STEP 2:

After downloading finished You should click on the exe file to begin the installation process .

Home / Browse / Security & Utilities / Security / Safe Exam Browser

Safe Exam Browser

Brought to you by: [danschlet](#), [dbuechel](#), [sebsupport](#)

★★★★★ 8 Reviews Downloads: 127,970 This Week Last Update: 6 days ago

[Download](#) [Get Updates](#) [Share This](#)

Windows | Mac

- Summary
- Files
- Reviews
- Support
- Wiki
- Mailing Lists
- Tickets ▾
- News
- Discussion
- Git
- SVN

Safe Exam Browser is a webbrowser environment to carry out online-exams safely. The software changes any computer into a secure

SEB_3.0.1.163_Setu...exe ^

Show all X

Get latest updates about Open Source Projects, Conferences and News.

[Sign Up](#)

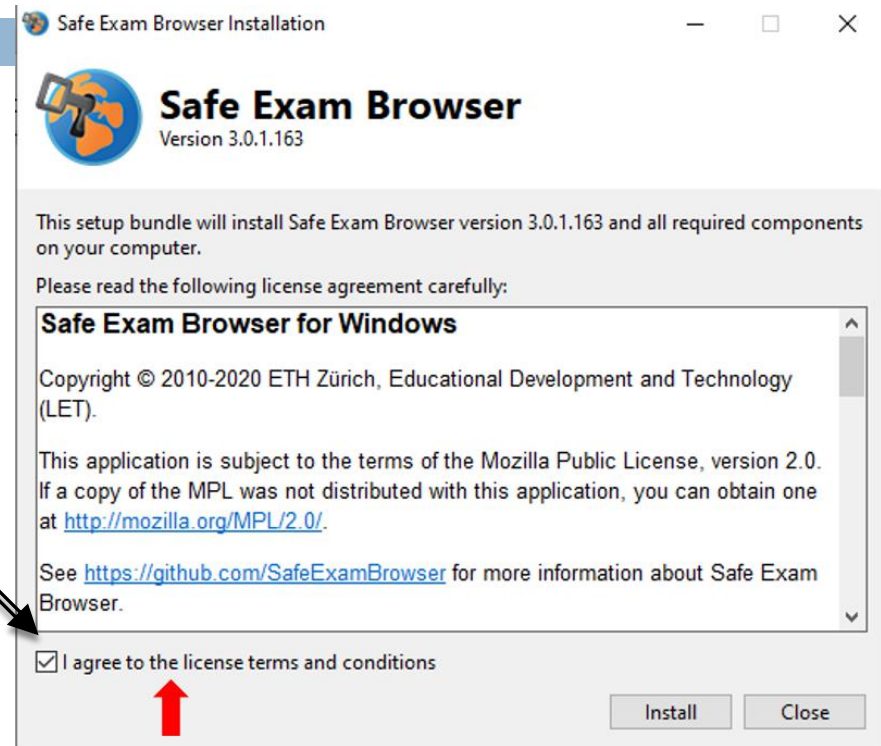
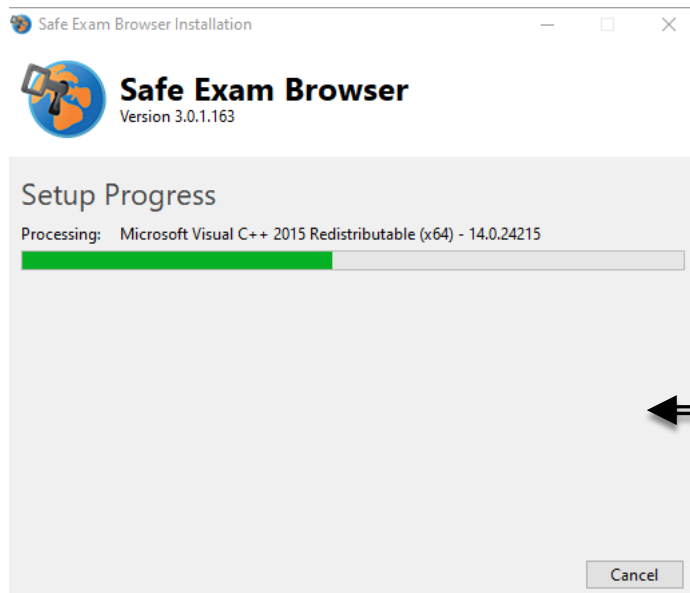
No, Thank you

Installing SEB for Windows

8

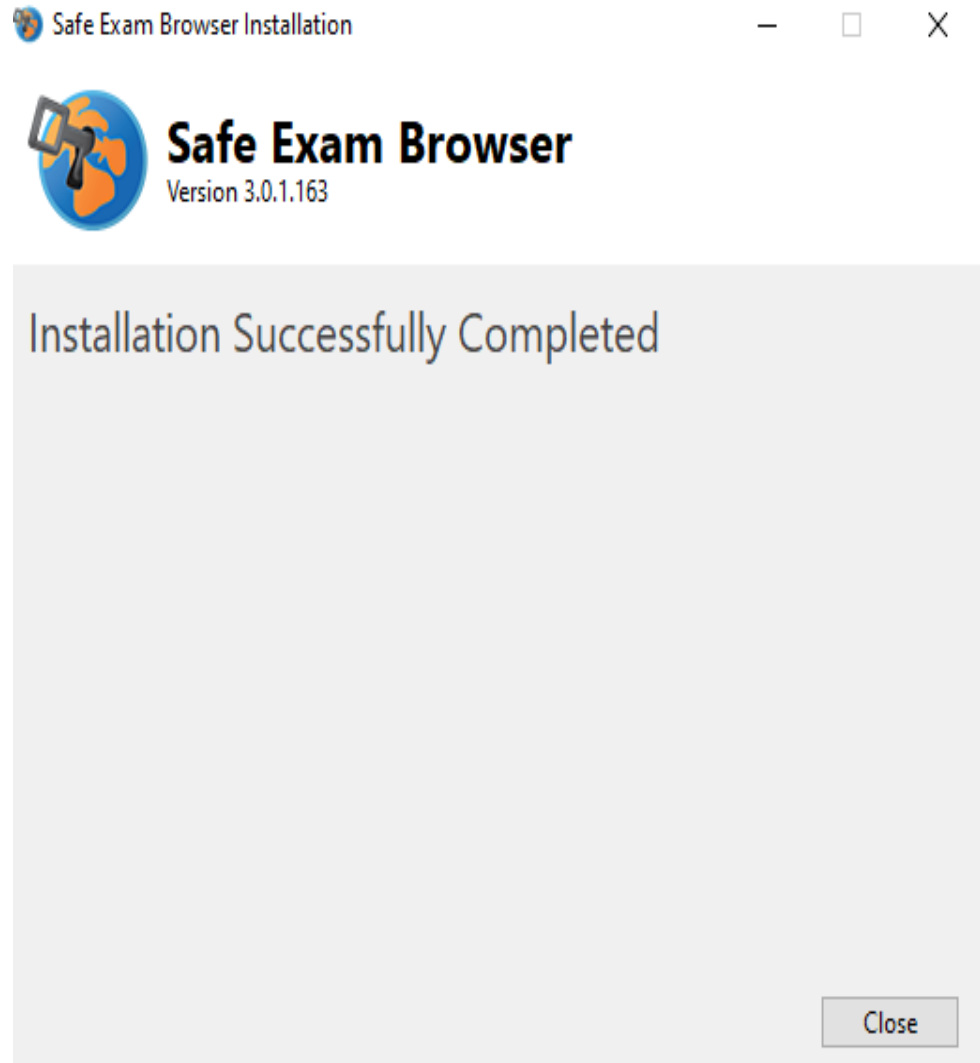
STEP 3:

*Click on I agree to the license terms and conditions



* Installation begin

**Now the
application is
successfully
installed**



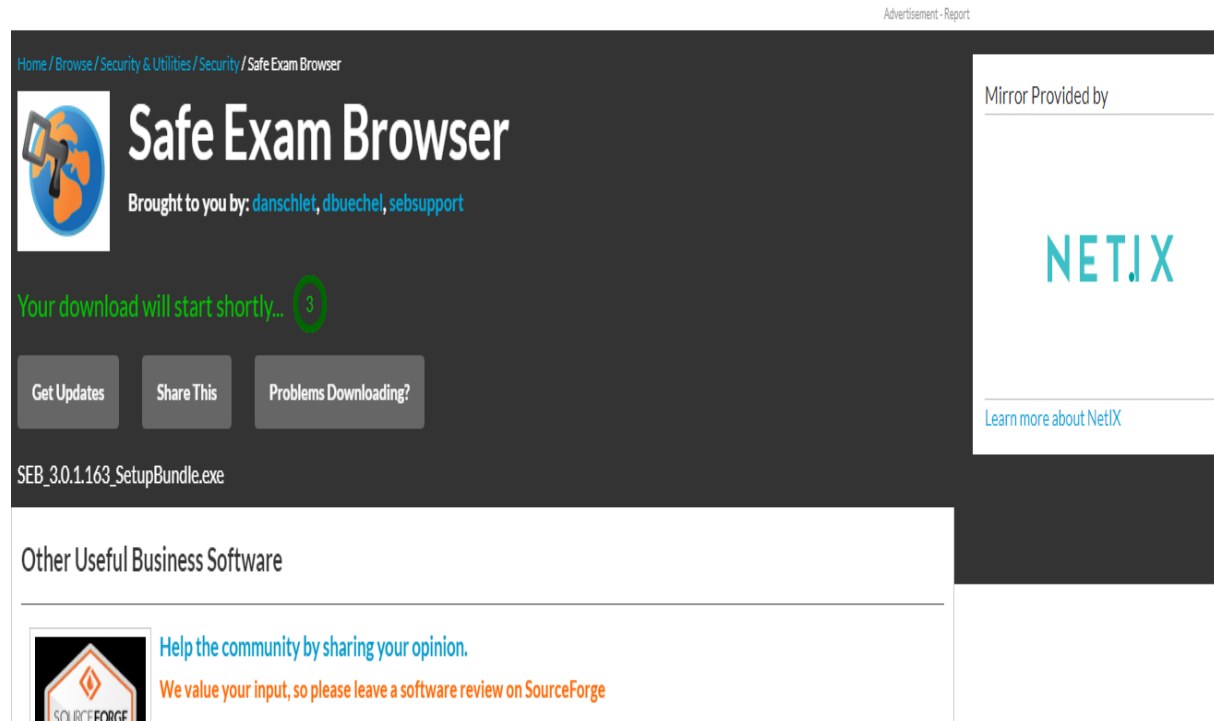
Installing SEB for MacOS

10

STEP 1:

* Download the Safe Exam Browser from the page [SEB for macOS](#)

* Downloading will begin in few seconds



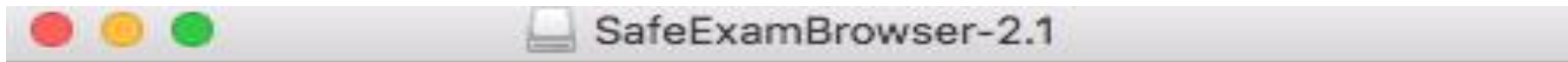
The screenshot shows the SourceForge page for the Safe Exam Browser. The page has a dark header with the breadcrumb "Home / Browse / Security & Utilities / Security / Safe Exam Browser". The main content area features the "Safe Exam Browser" logo (a globe with a padlock) and the text "Brought to you by: danschlet, dbuechel, sebsupport". A green progress indicator shows "Your download will start shortly..." with a "3" in a circle. Below this are three buttons: "Get Updates", "Share This", and "Problems Downloading?". The file name "SEB_3.0.1.163_SetupBundle.exe" is displayed. On the right side, there is a "Mirror Provided by" section with the "NETIX" logo and a link to "Learn more about NetIX". At the bottom, there is a "Other Useful Business Software" section with a SourceForge logo and the text "Help the community by sharing your opinion. We value your input, so please leave a software review on SourceForge".

Installing SEB for MacOS

11

STEP 2:

Drag and drop the package to finish installation

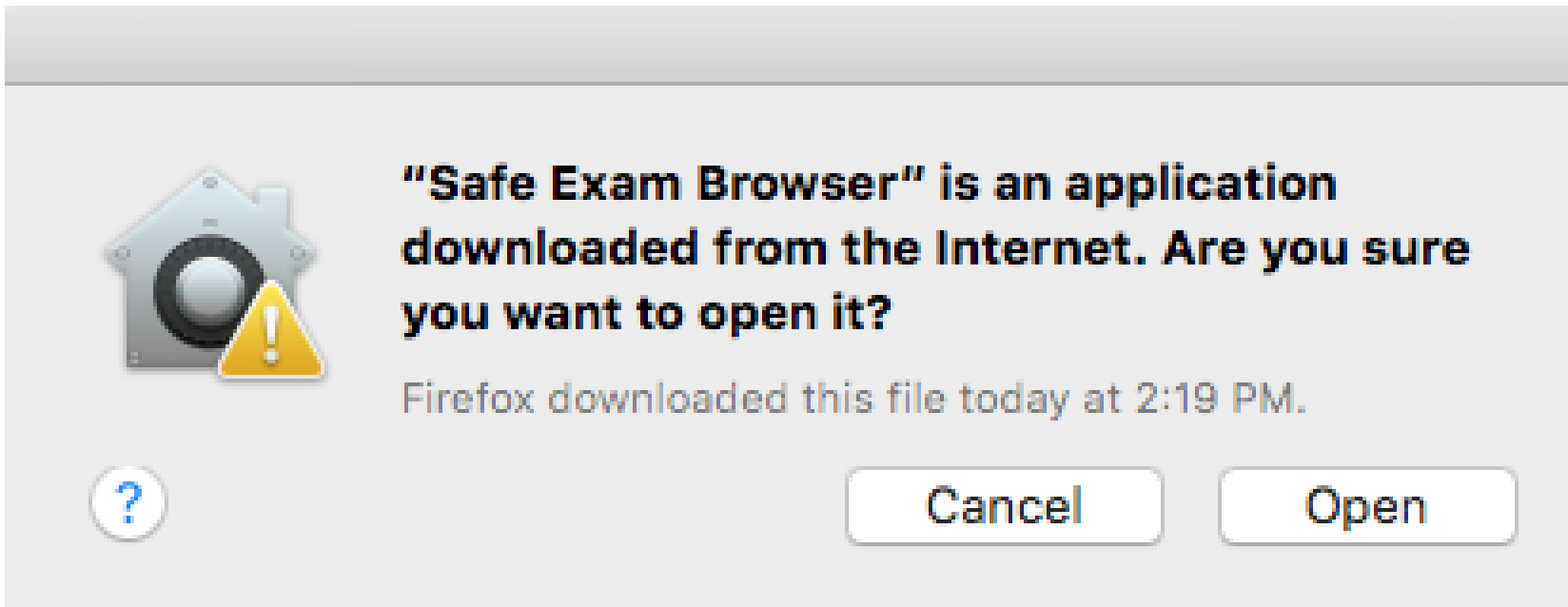


Installing SEB for MacOS

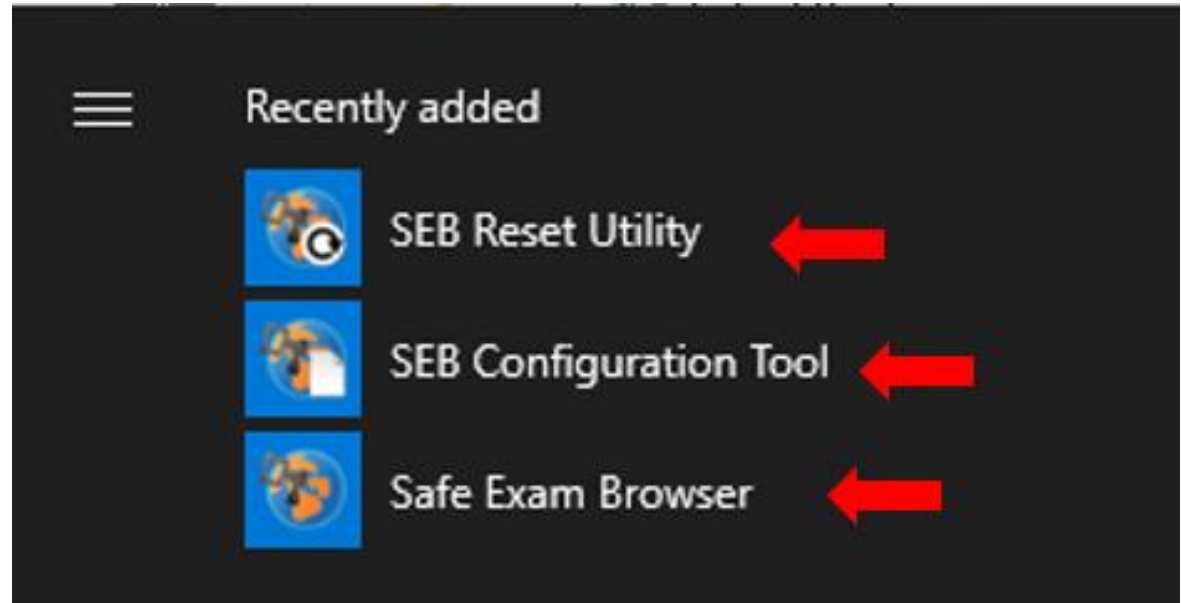
12

STEP 3:

The first time you run the browser the following security alert appears, click "Open" to proceed.



Never try to open the application after being installed




How to use safe exam browser !



How to use SEB !

15

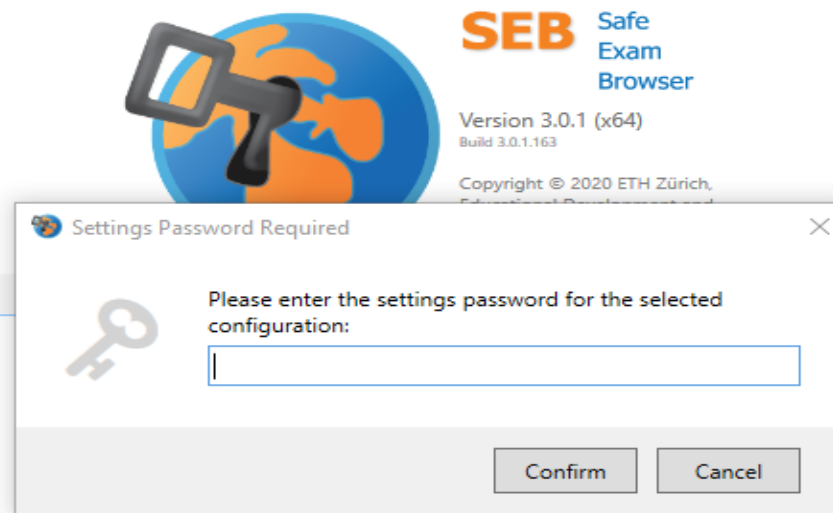
1. In all of your exams during the academic year on your Moodle account there's always an icon look like a paper under your test icon called (Configuration file) and you should download it so you can access your test



How to use SEB !

16

2-After downloading the configuration file click on it . a message pop up on your screen asking you for a password , this password will be given to you during the exam by your supervisor



How to use SEB !

17

3-After entering the password the application will takes you back to your Moodle account then you need to log in again

**Write down your
username and
password of your
Moodle account in
a note before the
exam**



How to use SEB !

18

4-Now you can access your exam by clicking on the exam icon that look like this



How to use SEB !

19

5- Click attempt quiz now

Attempts allowed: 1

To attempt this quiz you need to know the quiz password

You must use an approved version of Safe Exam Browser to attempt this quiz. You can download it from www.safeexambrowser.com/download.

Attempts: 11

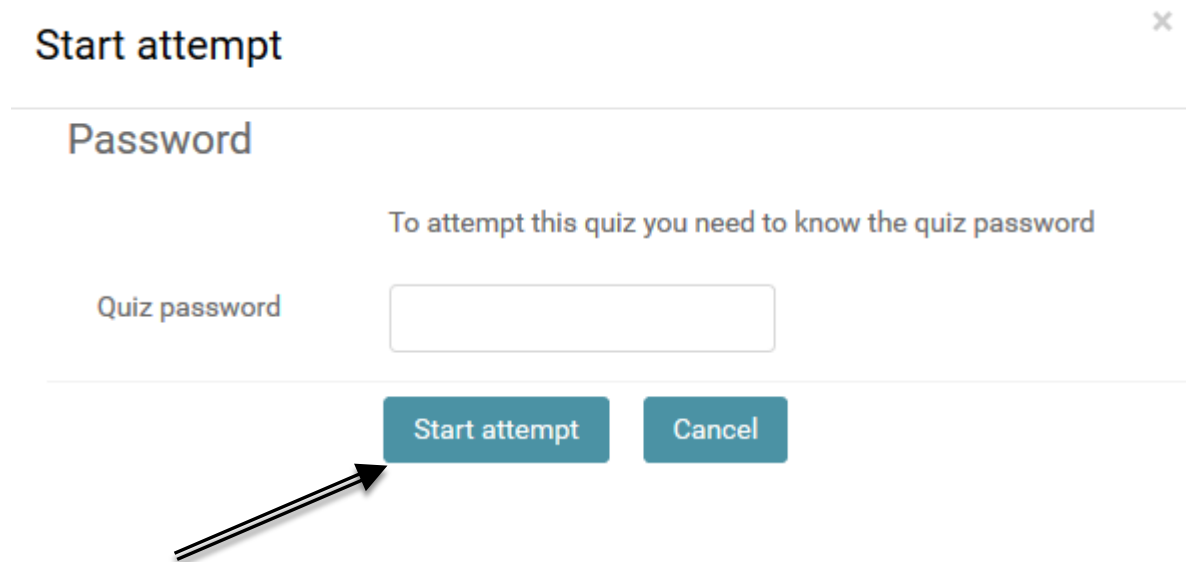
Attempt quiz now



How to use SEB !

20

6- To access the exam you need to enter the exam password that also given by your supervisor



Start attempt ×

Password

To attempt this quiz you need to know the quiz password

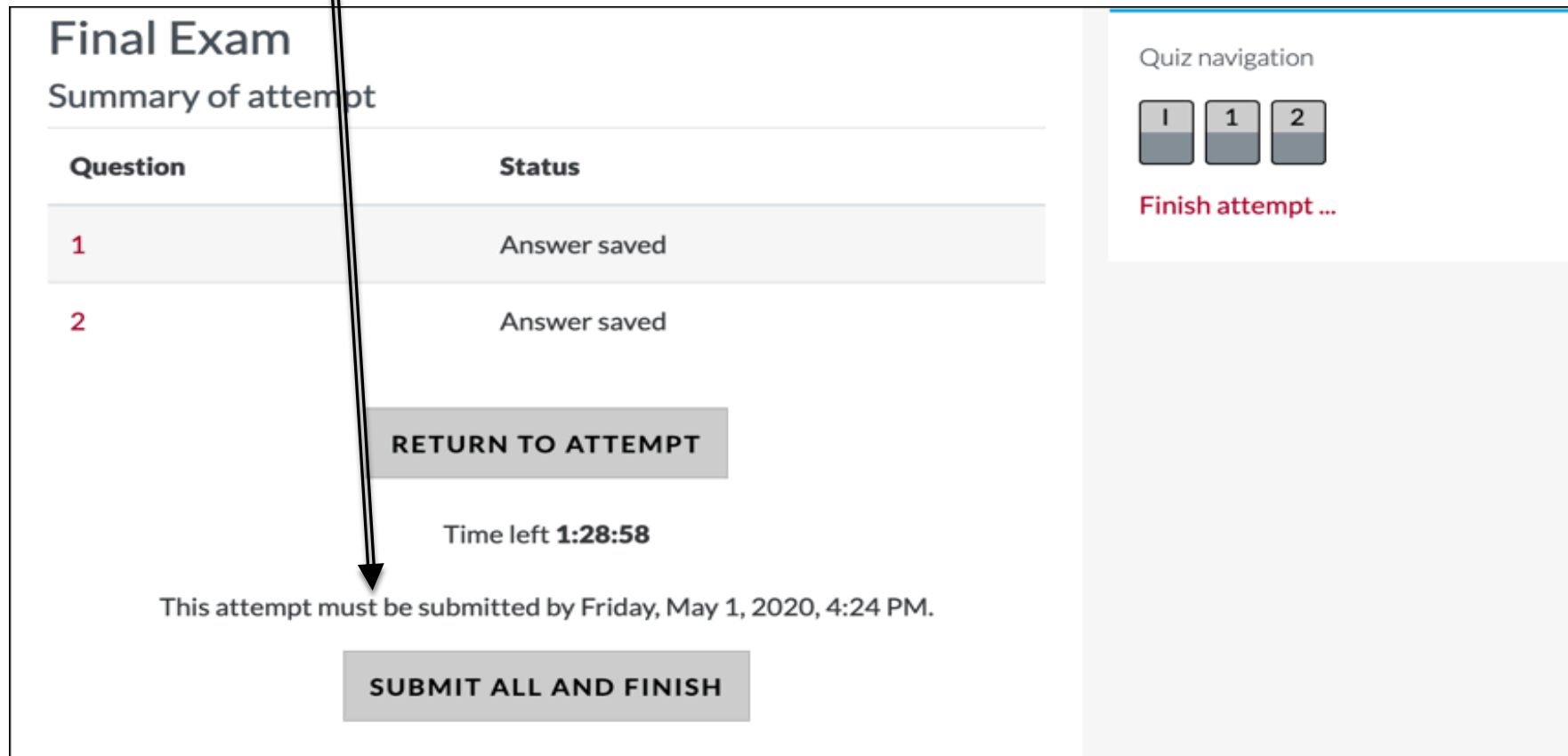
Quiz password

Start attempt Cancel

7- Now click on start attempt

How to use SEB !

8- After you finish your exam submit your answers by clicking on submit all and finish



Final Exam
Summary of attempt

Question	Status
1	Answer saved
2	Answer saved

RETURN TO ATTEMPT

Time left **1:28:58**

This attempt must be submitted by Friday, May 1, 2020, 4:24 PM.

SUBMIT ALL AND FINISH

Quiz navigation

1 1 2

Finish attempt ...

**How to quit safe
exam browser !**



How to quit SEB !

23

1-To quit SEB after submitting your answers just press the **Quit** button in the SEB taskbar at the bottom of your screen

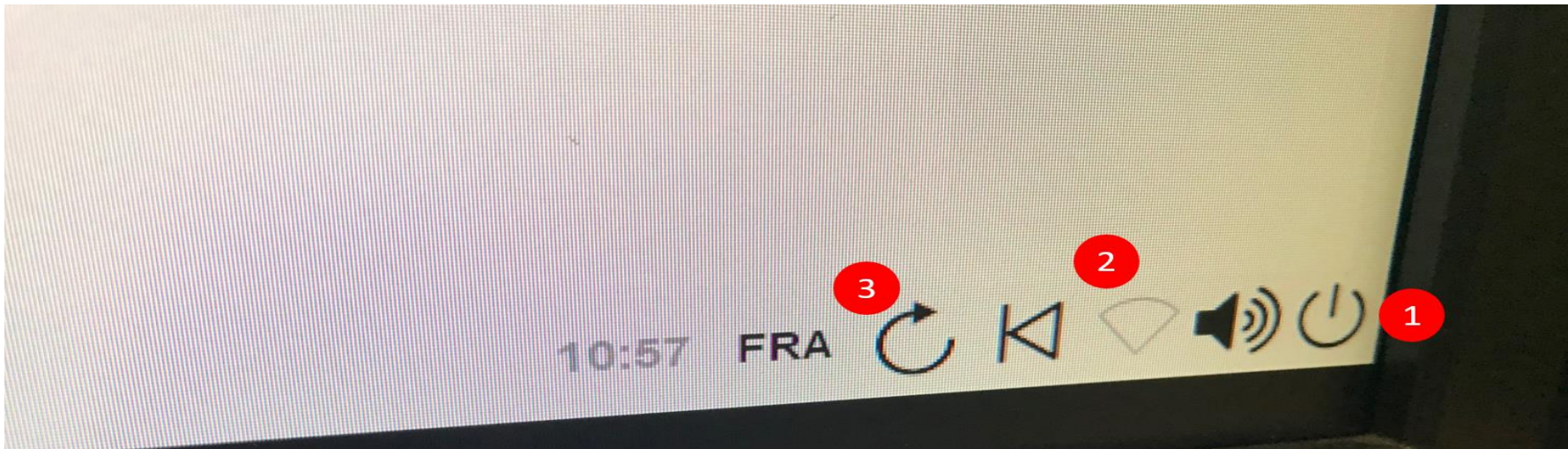


2-Will ask you to enter the quit password that will be given by your supervisor like the other passwords

Tools in SEB you need to know .

24

- 1- Quit button (After you submit your answers and finished your exam)
- 2- Network connection button (In case you lost connection)
- 3- Refresh button (in case while you are in the exam and you couldn't go to the next page or in case of blank page with no question or part of question missing)



When you have a problem

25

If you had any problem during the exam,
DO NOT WORRY !!!

We will help you



That's it .